



CSE CAPITAL  
— OPTION DECISION OS —

# From Trading Intuition to a Real Decision Cockpit

Founder Update #001 - Private software preview - July 2026

MANUAL ONLY

DECISION-SUPPORT ONLY

NO BROKER ORDERS PLACED

CSE is a structured environment for thesis, entry levels, risk, portfolio impact and execution readiness - before the trader clicks.

Built by CSE Capital



# Why CSE exists

The market is fast. A trader still needs structure before action.

## INTELLIGENCE

Clarity today. Advantage tomorrow.

## PRECISION

Every decision, with purpose.

## STRUCTURE

Built on order, not noise.

## TIMING

Right moment. Measured edge.

CSE - Option Decision OS was built from real daily trading use. It separates the underlying thesis from the position, the entry level from the order, and the chart from the risk decision.



# A manual-only Option Decision OS

Built to structure decisions - not to place trades automatically.

## Live Observations

Validated setups, thesis state, entry levels and chart context.

## Universe Candidates

Watchlist research with current price and fib context.

## Share Exposure Lens

Equity exposure visibility beside options and thesis context.

## Option Entry Levels

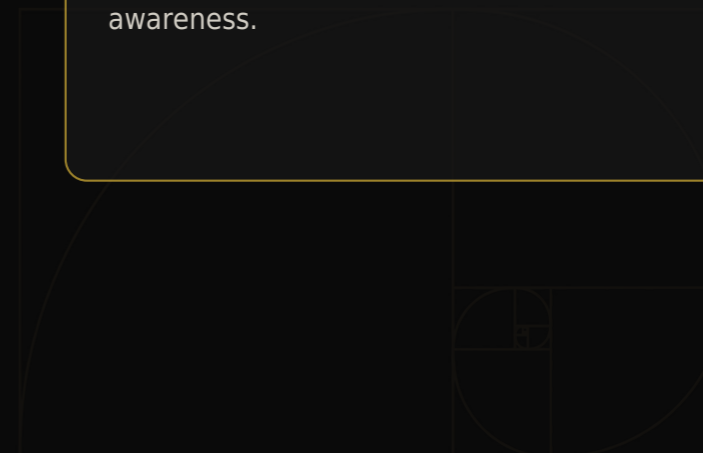
Gold, Silver and Bronze zones with manual validation rules.

## Macro Fib Thesis Lens

Macro survival, repair triggers and thesis posture.

## Portfolio Impact Lens

Position impact, risk posture and scenario awareness.



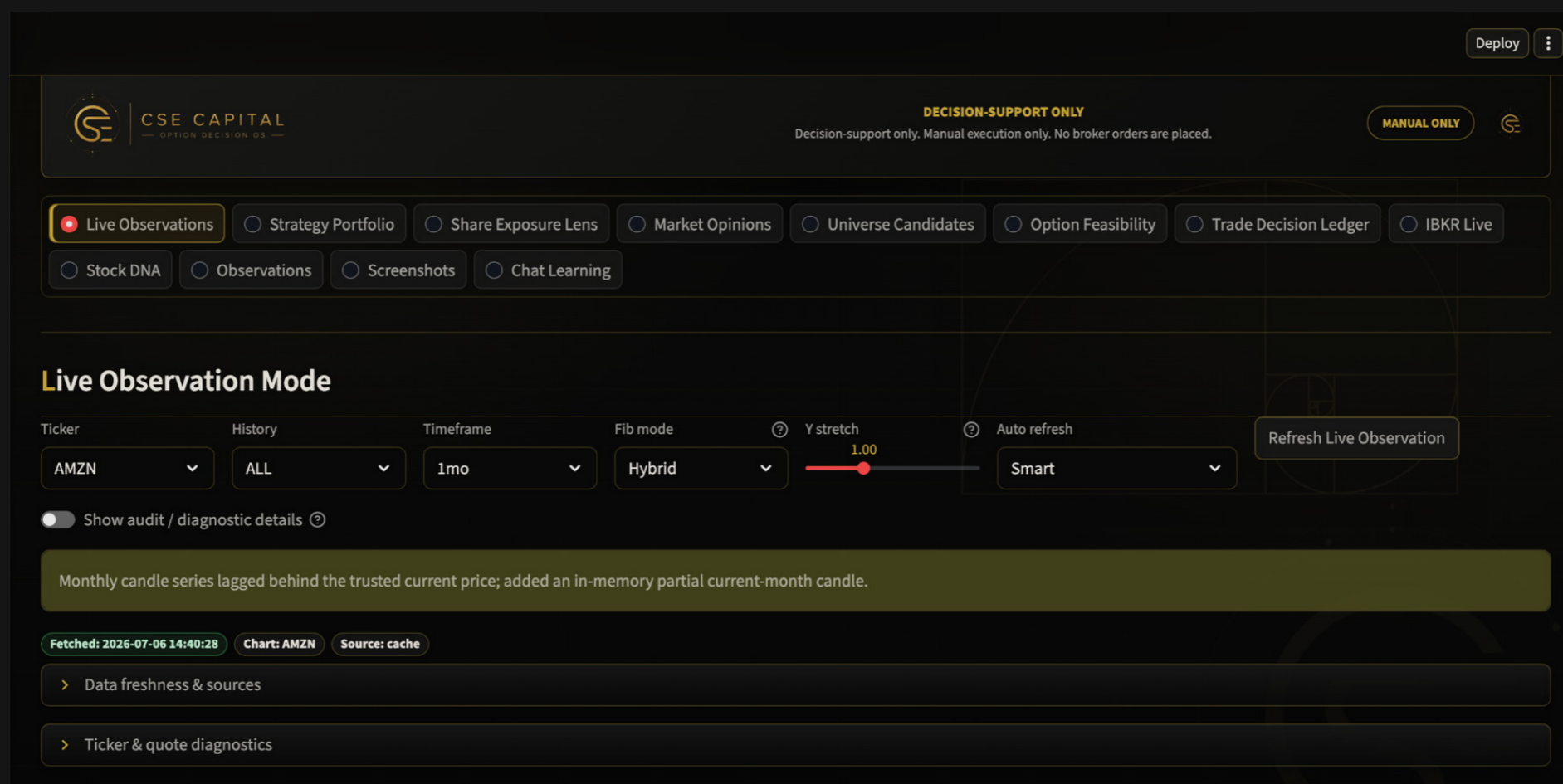
Manual execution only

Decision-support only

No automatic buy signal

# Live Observation Mode

The control surface for one ticker, one thesis, one decision context.



**DECISION-SUPPORT ONLY**  
Decision-support only. Manual execution only. No broker orders are placed.

**MANUAL ONLY**

Live Observations
  Strategy Portfolio
  Share Exposure Lens
  Market Opinions
  Universe Candidates
  Option Feasibility
  Trade Decision Ledger
  IBKR Live

Stock DNA
  Observations
  Screenshots
  Chat Learning

### Live Observation Mode

Ticker: **AMZN** | History: **ALL** | Timeframe: **1mo** | Fib mode: **Hybrid** | Y stretch: **1.00** | Auto refresh: **Smart**

Show audit / diagnostic details

Monthly candle series lagged behind the trusted current price; added an in-memory partial current-month candle.

Fetched: 2026-07-06 14:40:28 | Chart: AMZN | Source: cache

- > Data freshness & sources
- > Ticker & quote diagnostics

AMZN Live Observation - current-month candle hydration diagnostic and manual-only controls

Screenshot from the real CSE software

# Executive Signal

Decision state, thesis, trend, invalidation and target context at a glance.

### A. Executive Signal

<b>Manual Action</b> <span style="color: green;">●</span> <b>HOLD</b> <small>Manual only</small>	<b>Underlying Thesis</b> <span style="color: green;">●</span> <b>THESIS INTACT</b>	<b>Option Position</b> <span style="color: red;">●</span> <b>RISK REVIEW</b>	<b>Confidence</b> <span style="color: green;">●</span> <b>92/100</b>
<b>Provider Price</b> <span style="color: orange;">●</span> <b>242.67</b>	<b>Trend</b> <span style="color: green;">●</span> <b>Bullish</b>	<b>Next Zone</b> <span style="color: orange;">●</span> <b>289.00</b>	<b>Invalidation</b> <span style="color: red;">●</span> <b>236.00</b>
<span style="color: #ccc;">&gt; Decision rationale</span>			

**Traffic Light**

- State: Breakout Retest
- Trend: Bullish
- Manual: Hold

**Confidence Gauge**

87/100

**Roadmap Progress**

Support	Breakout	T1	T2	T3
236.00	236.00	289.00	302.00	321.00

**Target 1**

**289.15**

**Target 2**

**305.35**

**Target 3**

**321.55**

Screenshot from the real CSE software

Executive Signal - compact decision view without broker execution

Screenshot from the real CSE software

# Entry Levels + Macro Thesis

Gold, Silver and Bronze levels stay separate from the final order decision.

### Option Entry Levels

<p><b>Gold Entry</b> <b>236.00</b> Suggested strike: 235C / 230C Label: Support hold / best risk-reward Note: Only after support hold and bullish reversal confirmation. Distance: +6.67 / +2.8% <b>Above entry zone — do not chase unless breakout confirmed</b></p>	<p><b>Silver Entry</b> <b>250.00</b> Suggested strike: 235C / 240C / 250C Label: Reclaim / stabilization Note: Current active focus zone. Wait for stabilization and GMMA confirmation. Distance: -7.33 / -2.9% <b>Entry zone lost - reassess structure</b></p>	<p><b>Bronze Entry</b> <b>266.00</b> Suggested strike: 260C / 265C / 270C Label: Momentum breakout Note: More confirmation, but worse risk/reward than Gold/Silver. Distance: -23.33 / -8.8% <b>Entry zone lost - reassess structure</b></p>
---	---	--

Nearest: Gold Entry 236.00    Distance: +6.67 / +2.8%    Status: Above entry zone — do not chase unless breakout confirmed

> Entry-level notes & rules

Source: Manual Locked    Lock state: active    Recalibration: Current Levels Valid    State: Manual Locked

> Entry-level recalibration diagnostics

### Macro Fib Thesis Lens

<p>Position Archetype ● <b>Breakout Growth Thesis Call</b></p>	<p>Macro Fib Status ● <b>Tactical Repaired / Macro Alive</b></p>	<p>Macro Survival Support ● <b>184.00</b></p>	<p>Tactical Repair Trigger ● <b>236.00</b></p>	<p>Distance to Macro Support ● <b>+31.9%</b></p>
<p>Distance to Repair Trigger ● <b>+2.8%</b></p>	<p>Decision Posture ● <b>Hold / Observe</b></p>	<p>Reclaim Required ● <b>False</b></p>	<p>No Add Zone ● <b>False</b></p>	<p>Manual Only ● <b>True</b> Manual only</p>

Option Entry Levels and Macro Fib Thesis Lens - structure before action

Screenshot from the real CSE software

# The click is never automatic

Even when a zone is hit, CSE keeps the trader in manual control.

## Live Observation Entry-Level Action

Entry Opportunity

● **Near Gold / Await Confirmation**

Manual only

Manual Overlay

● **HOLD**

Setup

● **Gold Entry Opportunity Watch**

Entry Event

● **Hold**

Order Ready

● **False**

Auto Buy Signal

● **False**

Entry status: Entry zone hold - wait for reclaim confirmation

Required: Option Feasibility + Risk Gate + Manual Approval

CSE separates observation, entry opportunity, setup quality and order readiness. A chart level can be interesting without becoming a buy command.

Entry-Level Action - order readiness remains false until feasibility, risk and manual approval align

Screenshot from the real CSE software

# Trend-based Fibonacci context

Price, levels, zones and thesis roadmap in one visual environment.

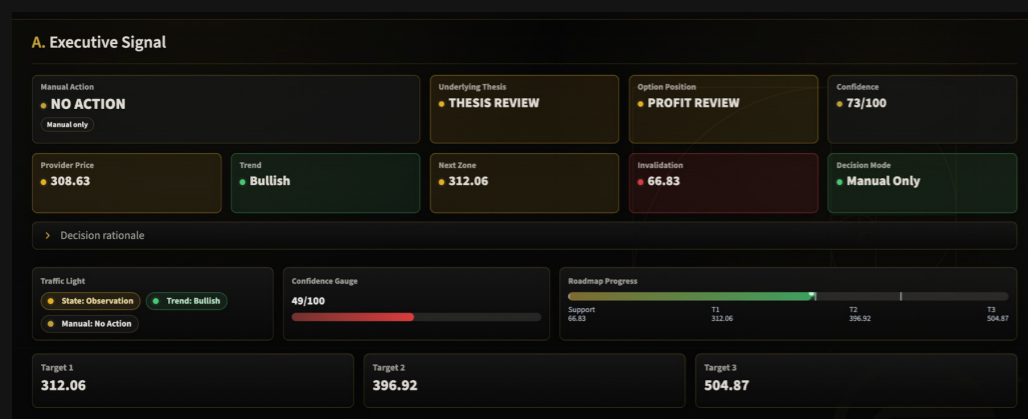


AMZN hybrid fib chart - aligned macro and execution context

Screenshot from the real CSE software

# From candidate to observation

A ticker can be promoted to Live Observation without becoming an automatic trade.



AAPL promotion state - manual-only observation **Screenshot from the real CSE software.**



AAPL hybrid fib chart - roadmap context **Screenshot from the real CSE software.**

# Validated through real market use

The product is shaped by real workflows, source integrity and disciplined manual review.

## Current-month integrity

Monthly candle context is aligned with trusted current price across Live Observations.

## Candidate fib parity

Universe Candidates now keep chart, quote and fib context internally consistent.

## Exposure alignment

Share Exposure Lens has been visually checked against current share and quote context.


The July validation cycle strengthened candle freshness, fib context and source diagnostics across the core modules - while preserving manual-only execution, risk controls and broker-safety boundaries.



# The direction: from private cockpit to workspace

A future CSE user should start with an empty workspace and build their own decision OS.

- 1 — **Empty workspace** User adds personal positions, watchlist and universe.
- 2 — **Manual mode first** No broker required for the first decision-support layer.
- 3 — **Optional sync** IBKR/TWS can become a power-user connector, not a requirement.
- 4 — **Subscription product** Continuous improvement fits a recurring software model.



Browser workspace first

macOS app later

IBKR connector optional



CSE CAPITAL  
— OPTION DECISION OS —

# Option Decision OS

**Built for structured manual trading decisions**

Decision-support only

Manual execution only

No automatic orders

This document is a private software preview and product story. It is not investment advice, financial advice, a trading recommendation, a performance claim or an offer to buy or sell securities, options or derivatives.

Screenshots show decision-support functionality and may contain market data that changes over time. CSE is designed for manual decision support. The trader remains responsible for every decision and execution.

[cse-capital.com](https://cse-capital.com)